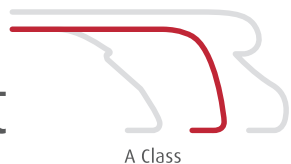


# Esprit



## Technical info\*

Maximum authorised weight	4.500 kg
Length	781 cm
Width	233 cm
Height	304 cm
Chassis	Fiat AL-KO low platform
Sleeping berths	4 - 5
Basic engine	2,3 MJET MAXI
	103(140) kW(BHP)

\* Maximum values partly not possible for all models or only in connection with certain options.

## Upholstery

picture follows

+ Kari

picture follows

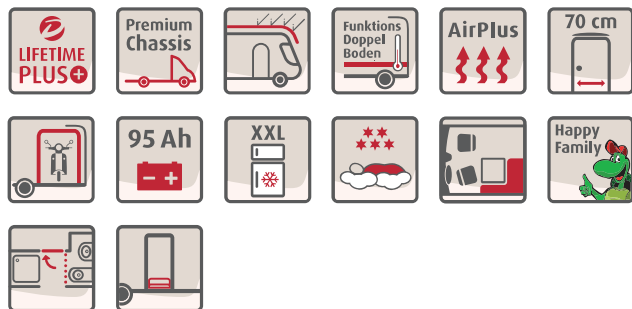
+ Nubia

picture follows

+ Rubino (Option)

## Esprit plus factors

- + Winterproof: heated double floor with frost-protected water installation
- + Ideal driving characteristics: premium low-frame chassis with 145 mm lowering and up to 4.5 t max. authorised weight
- + Big, comfortable pull-down bed (200 x 150 cm), electrically operated
- + Large rear garage with doors on both sides, 250 kg surface load, GRP anti-slip flooring, fleece cover, lashing rails, lighting and one-hand operation
- + Gourmet kitchen: 3-flames cooker, generously sized drawers with soft-close, cutting board, pharmacy pull-out, waste bin and central locking



## Wood décor



+ Noce Nagano

# Standard specification

## Chassis (in addition to standard equipment, see p. 3)

- Low-vibration, electric and heated cab mirrors in bus style (two-piece)
- Cup holder in cab dashboard

## Conversion

- Electric pull-down bed
- Habitation door: 70 cm, flyscreen door, awning light, window
- Skylight 40 x 40cm above the lounge
- Panoramic skylight 40x40cm with mosquito screens and shade blinds above the pull-down bed
- Additional window in bathroom
- Stable, double glazed flush fitting windows with integrated blinds and flyscreens
- Rear garage: two garage doors, drop chassis extension (250 kg loading capacity), heated, incl. fixing loops, LED illumination, 1x 230 V power outlet, GRP antislip floor cover, one-hand operation, non-woven covered walls
- Double floor storage, to be loaded almost through the complete vehicle width
- Rear moulding: 3rd brake light, Integral rear lights incl. LED strip, rear spoiler
- Windscreen blind (horizontally adjustable)
- Captain seats: integrated headrest, two upholstered arm rests, rotating

## On-board technology / Installations

- Gas bottle locker with easy pull-out function for quick change of the gas bottles (2 x 11 kg)
- Starter battery and leisure battery with automatic switch-over (also for fridge)
- Bord control panel Luxus
- LED illumination for the interior
- Illuminated roof lining above the habitation door
- EBL with overvoltage protection
- Switch for water pump
- Fresh water/waste water tank installed in double floor (insulated area)
- Digital control unit for warm-air heating
- Heating mounted in seating lounge for optimum heat distribution

## Kitchen

- Gourmet kitchen: 3-flame cooker, spacious drawers with softclose function, cutting board, apothecary pull-out, waste bin and central locking
- Large fridge with freezer compartment and auto energy selection (AES)

## Bathroom

- Equipped with cabinets, storage compartments, hooks, large mirrors and a height-adjustable shower head (depending on layout)
- Shower grid
- Shower equipment in black and accessoires (toothbrush mug, soap dish, toilet roll holder)

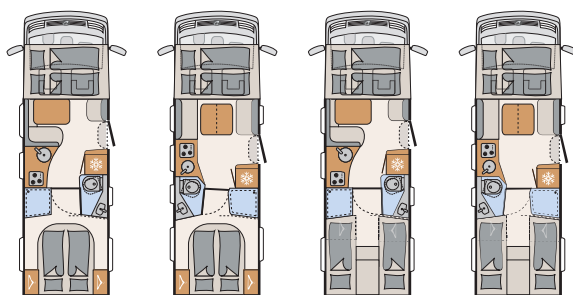
## Living area

- AirPlus ventilation system - for an optimised ventilation of the interior
- Overhead locker doors with softclose function
- Shoe cabinet in entrance area
- Wardrobe left and right of the King bed
- Fixed beds with wooden frame and 7-zone mattresses made of climate-regulating material
- Low single-beds for comfortable access and high headroom (only for I 7150-2 EB and I 7150-2 EBL)
- Single beds can be converted to a large double bed
- No steps in living room
- Comfortable L-shaped lounge (only for I 7150-2 DBM and I 7150-2 EB)
- Large mirror

## Interior

- Wood décor Noce Nagano with upholsteries Kari, Nubia or Rubino

# Esprit A Class



ESPRIT		I 7150-2 DBM	I 7150-2 DBL	I 7150-2 EB	I 7150-2 EBL
Chassis type		Fiat AL-KO low platform	Fiat AL-KO low platform	Fiat AL-KO low platform	Fiat AL-KO low platform
Diesel tank/AdBlue tank	l	90 / 19	90 / 19	90 / 19	90 / 19
Emission class		Euro 6d temp	Euro 6d temp	Euro 6d temp	Euro 6d temp
Length	cm	781	781	781	781
Width	cm	233	233	233	233
Height	cm	298	298	298	298
Internal height	cm	205	205	205	205
Towing weight braked/unbraked	kg	1750 <sup>1</sup> / 750	1750 <sup>1</sup> / 750	1750 <sup>1</sup> / 750	1750 <sup>1</sup> / 750
Tyres		225/75R 16C	225/75R 16C	225/75R 16C	225/75R 16C
Wheel base	cm	450	450	450	450
Beds pull-down/ overcab	cm	200x150	200x150	200x150	200x150
Bed mid	cm	206x123/88 <sup>2</sup>	-	206x123/88 <sup>2</sup>	-
Bed rear	cm	200x160	200x160	215x80 / 220x80	215x80 / 220x80
Alternative	cm	-	-	210x200/193 <sup>3</sup>	210x200/193 <sup>3</sup>
Sleeping berths		5 <sup>2</sup>	4	5 <sup>2</sup>	4
Basic engine		2,3 MJET MAXI	2,3 MJET MAXI	2,3 MJET MAXI	2,3 MJET MAXI
kW (BHP)		103 (140)	103 (140)	103 (140)	103 (140)
Weight net	kg	3190	3190	3190	3190
Mass in running order (MIRO)	kg	3380	3380	3380	3380
Payload	kg	870	870	870	870
Maximum authorised weight	kg	4250	4250	4250	4250
Designated passenger seats (standard weight)		4	4	4	4
Designated passenger seats (max. weight upgrade)		5 <sup>4</sup>	4	5 <sup>4</sup>	4
Heating		Combi 6	Combi 6	Combi 6	Combi 6
Fridge/ thereof freezer compartment	l	141 / 23	141 / 23	141 / 23	141 / 23
Water tank incl. boiler (red. volume)	l	166 (20)	166 (20)	166 (20)	166 (20)
Waste water tank volume	l	156	156	156	156
Awning size	m	5	5	5	5
Dimensions through-opening right stand./opt.	cm	100x105 / -	100x105 / -	100x80 / 100x110	100x80 / 100x110
Dimensions through-opening left stand./opt.	cm	100x105 / -	100x105 / -	100x80 / 100x110	100x80 / 100x110
Battery/ charging device	Ah/A	95 / 18	95 / 18	95 / 18	95 / 18
Power outlets	230V/12V/USB	7 / 1 / 2	7 / 1 / 2	7 / 1 / 2	7 / 1 / 2

<sup>1</sup> Considering the total towing weight of 6 t

<sup>2</sup> Only in combination with option „seating lounge converts into bed transverse“

<sup>3</sup> Only in combination with option "bed converts single beds to double bed"

<sup>4</sup> Only in combination with optional 5th seat

# Packages

## GT Package black (Code 11136) / GT Package white (Code 11294)

Package components	A Class
Rear corner steadies (2 pieces)	✓
SKA captain seats air-driven	✓
Windshield blinds electric	✓
Sun shade lateral	✓
16" Alufelgen Maxi	✓
Instruments in chrome	✓
Cab dashboard with aluminium application	✓
Passenger airbag	✓
Automatic A/C	✓
Cruise control	✓
Habitation door with window and central locking (incl. cab door)	✓
Panoramic skylight 75x105 cm in living room	✓
Panoramic skylight 75x105 cm (excl. illuminated roof lining) in sleeping area	✓
Cab door	✓
Ambience illumination	✓
LED headlights	✓
Automatic gas bottle switch-over incl. crash sensor and EisEx (weight incl. optional 11 kg aluminium gas bottle)	✓
Extractor fan	✓
Dethleffs Naviceiver incl. DAB+, truck navigation and bord control panel linking	✓
Reversing cam (only in comb. with option 9582 "Dethleffs Naviceiver")	✓
Radio pre-wiring with Sound Package	✓
Exterior design GT black or GT white	✓
Leather steering wheel and shift knob with leather sleeve	✓

✓ included    ● Standard specification    – not included

## Travel Package Esprit (Code 11135)

Package components	A Class
Rear corner steadies (2 pieces)	✓
Windshield blinds electric	✓
Habitation door with window and central locking (incl. cab door)	✓
Panoramic skylight 75x105 cm in living room	✓
Cab door	✓
Ambience illumination	✓
Automatic gas bottle switch-over incl. crash sensor and EisEx (weight incl. optional 11 kg aluminium gas bottle)	✓
Extractor fan	✓
Dethleffs Naviceiver incl. DAB+, truck navigation and bord control panel linking	✓
Reversing cam (only in comb. with option 9582 "Dethleffs Naviceiver")	✓

## Chassis Package

Package components	A Class
Cruise control	✓
Automatic A/C	✓
Passenger airbag	✓
Steering wheel and shift knob leather	✓
Dashboard with chrome rings	✓
Preparation for radio system with sound package	✓

## Light Moments

Package components	A Class
4-level lighting (base lighting, wall surface lighting, roof lining with indirect illumination)	✓
Illuminated entry handle	✓
Indirect illumination in bathroom with lighted shower	✓

# Options

	Additional weight (kg)	Code	I 7150-2 DBM	I 7150-2 DBL	I 7150-2 EB	I 7150-2 EBL
<b>Chassis/Base</b>						
Fiat Ducato Multijet 160 (2,3l / 160 hp) incl. start-stop function	0	0	○	○	○	○
Fiat Ducato Multijet 180 (2,3 l / 180 hp) incl. start-stop function	0	0	○	○	○	○
9-gear converter automatic transmission (possible as from 140 hp engine; for 140 hp engine addit. costs for start-stop function)	18	10736	○	○	○	○
Weight upgrade 4.500kg (only in comb. with Maxi chassis)	0	1585	○	○	○	○
Alloy wheels 16"	0	8045	○	○	○	○
Tow bar (please consider the total towing weight)	49	273	○	○	○	○
Reinforced spring for front axle	0	1889	○	○	○	○
Hydraulic steadies with automated leveling system	80	9663	○	○	○	○
Seat heating and ventilation of the seat area (only in comb. with Captain SKA air-swing seat option 7505 and leather Rubino)	0	11147	○	○	○	○
SKA captain seats air-driven	36	7505	○	○	○	○
Additional seat	11	435	○	-	○	-
LED headlights	1	7152	○	○	○	○
Air suspension rear axle (ALKO)	35	1658	○	○	○	○
Air suspension front and rear axles (ALKO)	85	1796	○	○	○	○
Windshield blinds electric	8	1782	○	○	○	○
<b>Bodywork exterior</b>						
Bike rack for 3 bikes (rear)	9	938	○	○	○	○
Bike rack for 3 bikes (lowerable)	10	7482	○	○	○	○
Alarm system for doors with central locking	4	322	○	○	○	○
Panoramic skylight 75x105 cm in living room	12	849	○	○	○	○
Cassette awning Omnistor 5.0 m (manual)	54	697	○	○	○	○
<b>Furniture layouts</b>						
Bed convert for seating lounge	9	1944	○	-	○	-
High-level bed	0	652	-	-	○	○
<b>Upholstery</b>						
Real leather Rubino	0	10443	○	○	○	○
<b>Electrics/Installation</b>						
2nd leisure battery 95 Ah	27	830	○	○	○	○
Solar system (2 x 60 W)	15	922	○	○	○	○
<b>Gas/Installation</b>						
Exterior socket for gas 30mbar	1	878	○	○	○	○
Automatic gas bottle switch-over incl. crash sensor and EisEx (weight incl. optional 11 kg aluminium gas bottle)	13	1577	○	○	○	○
<b>Water supply/Installation</b>						
Installed exterior shower (cold/hot water)	1	1574	○	○	○	○
<b>Heating/Air-conditioning</b>						
App operation for warm air heating (only in comb. with option 6622)	1	9659	○	○	○	○
Roof A/C	34	609	○	○	○	○
Electric cartridge 230 V for warm air heating	2	330	○	○	○	○
Warm water heating	30-50	761	○	○	○	○
Cab warm water heating (only in comb. with warm water heating - cab carpets not possible)	10	6709	○	○	○	○
Warm water heating by smartphone app	0	7512	○	○	○	○
Heat exchanger	7	565	○	○	○	○
<b>Kitchen</b>						
Extractor fan	2	344	○	○	○	○
Fridge (177 l), can be opened on both sides, with integrated oven	8	290	○	○	○	○
Winter cover for fridge fans	1	282	○	○	○	○
<b>Bathroom</b>						
Macerator toilet with waste-holding tank	22	1625	○	○	○	○
Ceramic toilet	25	7243	○	○	○	○
<b>Multimedia systems</b>						
Reversing cam (only in comb. with option 9582 "Dethleffs Naviceiver")	5	7636	○	○	○	○

	Additional weight (kg)	Code	I 7150-2 DBM	I 7150-2 DBL	I 7150-2 EB	I 7150-2 EBL
<b>Multimedia systems</b>						
Second rear view camera in the rear light moulding (only in comb. with option 9582 "Dethleffs Naviceiver")	1	11541	○	○	○	○
Top View 360° camera (only in comb. with option 9582 Dethleffs Naviceiver)	6	7173	○	○	○	○
Flatscreen TV 22" (incl. bracket, DVB-T, DVB-S receiver, DVD)	4	1799	○	○	○	○
Dethleffs Naviceiver incl. DAB+, truck navigation and bord control panel linking	3,5	9582	○	○	○	○
Flatscreen bracket	3	325	○	○	○	○
Flatscreen TV 32"	7	9807	○	○	○	○
Additional flatscreen TV 22" (incl. DVB-T 2 HD/T, DVB-S2 receiver, DVD, HDMI, wide-angle)	4	7490	○	○	○	○
SAT system Flatsat Classic 65 Twin	13	7670	○	○	○	○
<b>Miscellaneous</b>						
Registration documents	0	0	◆	◆	◆	◆